

Revised/Expanded Demographic and Sacramental Information for the North Seattle Deanery Planning Process

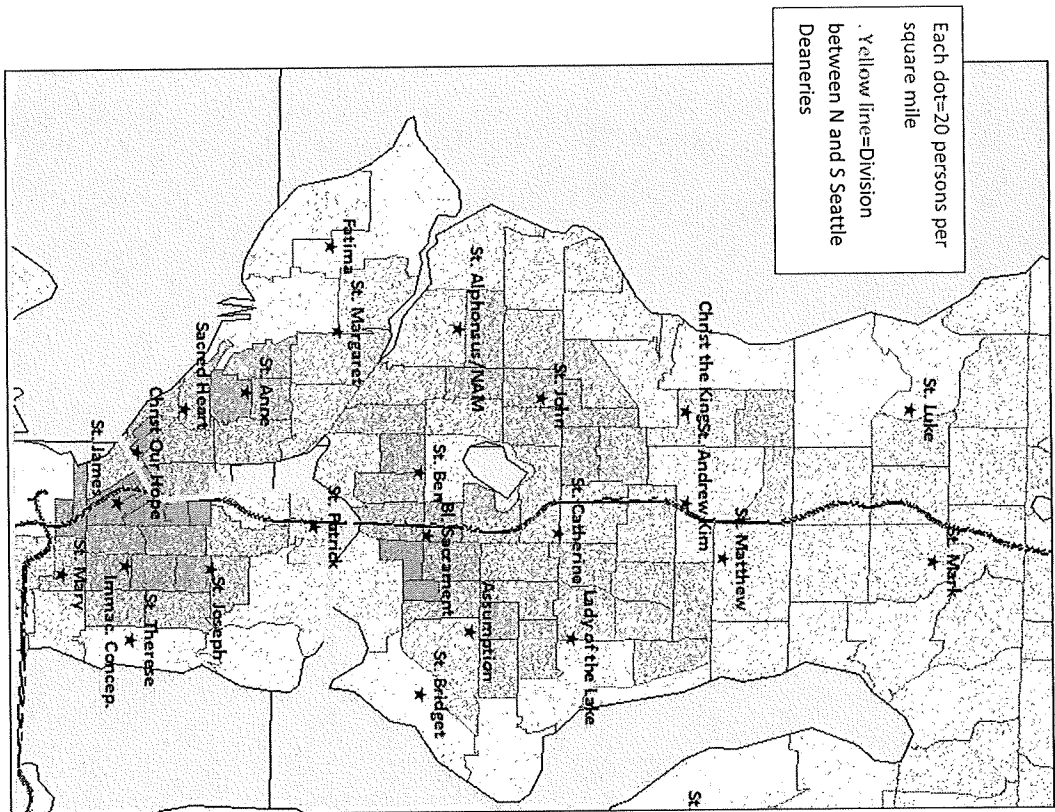
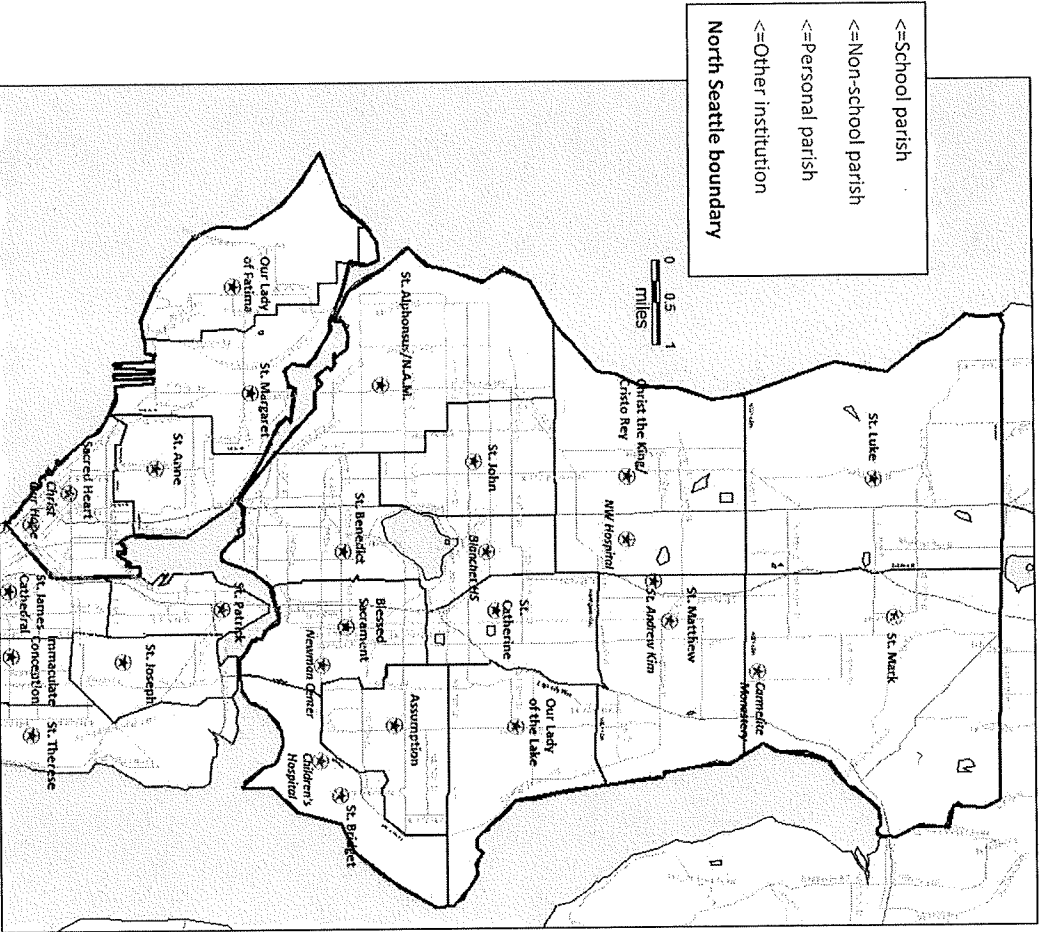
Updated 9/16/2016

Office of Pastoral Planning and Research
Archdiocese of Seattle

Contents

Page 2	Maps with parish boundaries and population
Page 3	Mass times and attendance, October 2015 and May 2016, with percent of available seating capacity used for each Mass
Page 4	Sacramental trends reported in Parish Annual Reports 2010-15
Page 5	Facilities for all parishes in the North Seattle Deanery (seating capacity of church, school enrollment and capacity)
Page 6	Parish staff included in UltiPro 1/1/16
Page 7	Population and Growth within Parish Boundaries (as projected by the Puget Sound Regional Council)
Page 8	Financial status of parishes at the end of 2014-15 fiscal year

Maps of the North Seattle Deanery with boundaries and with population per square mile



Sacramental Trends, 2010 to 2015, reported in Parish Annual Reports

Parishes by ID	Infant/child baptisms		First communions		Youth Confirmation		Youth/Adult converts		Marriages		Funerals		Sacramental Index**		
	Average 2010-2014	2014-15	Average 2010-2014	2014-15	Average 2010-2014	2014-15	Average 2010-2014	2014-15	Average 2010-2014	2014-15	Average 2010-2014	2014-15	Average 2010-2014	2014-15	Change 2010-2015
2 Assumption, Seattle	19	20	32	31	11	0	4	7	2	2	16	17	76	79	4%
3 Blessed Sacrament, Seattle	76	74	17	25	15	25	13	14	64	73	18	22	250	281	12%
4 Christ the King, Seattle	108	69	87	60	25	16	15	0	14	0	26	18	262	147	-44%
8 Our Lady of Fatima, Seattle	34	21	44	46	28	12	10	5	3	1	23	24	116	98	-16%
10 Our Lady of the Lake, Seattle	27	45	47	71	25	22	6	4	4	7	22	20	109	154	41%
13 Sacred Heart, Seattle	15	11	1	0	0	0	4	6	10	5	8	7	47	34	-28%
14 St. Alphonsus, Seattle	15	18	20	22	8	23	7	6	3	5	15	17	64	73	15%
15 St. Anne, Seattle	34	34	41	38	12	18	11	5	11	6	16	15	124	104	-16%
16 St. Benedict, Seattle	27	14	22	21	4	13	5	2	8	3	11	12	81	55	-32%
18 St. Bridget, Seattle	37	43	48	50	28	1	5	1	17	2	15	11	137	109	-20%
19 St. Catherine, Seattle	33	17	31	34	15	24	8	6	6	4	17	5	102	70	-31%
22 St. John the Evangelist, Seattle	47	36	58	59	18	0	5	4	6	4	9	4	130	111	-15%
24 St. Luke, Seattle	42	66	51	70	33	26	12	13	6	14	23	14	138	191	38%
25 St. Margaret, Seattle	8	6	7	0	13	0	1	0	2	4	5	6	24	20	-17%
26 St. Mark, Seattle	25	18	30	20	19	35	6	6	7	2	16	31	90	79	-12%
28 St. Matthew, Seattle	20	9	30	18	15	1	5	0	3	0	21	16	81	43	-47%
185 North American Martyrs, Seattle	19	24	15	20	11	0	8	11	4	6	4	0	53	67	28%
200 St. Andrew Kim-Korean, Seattle	14	20	12	27	31	0	30	16	4	4	7	9	69	80	16%
Deanery	598	545	591	612	308	216	152	106	170	142	269	248	1,950	1,795	-8%

*The sacramental index is the sum of all baptisms (infant to adult), first communions, funerals, and twice the marriages. Decreases in the sacramental index from the 2000-2014 average and the 2014-15 index are printed in red.

Facilities for all parishes in North Seattle geographic location (seating capacity of church, property owned by parish, school sponsorship, school statistics)

North Seattle Parishes organized geographically (N-S, W-E)	Totals 2014-15				Diocesan-owned property		Parish School					
	# Masses 2015	Average attend 2015	Church capacity	Total capacity	Sq. Feet	Acres	Capacity 2015-16	% capacity	% Catholic	% Hispanic	# pro- fessional staff	
2 Assumption, Seattle	3	552	418	1,254	122,375	2.8	560	519	93%	92%	1%	32
3 Blessed Sacrament, Seattle	6	1,127	650	3,900				None				
4 Christ the King, Seattle	4	1,032	499	1,996	206,084	4.7	253	210	83%	68%	11%	21
8 Our Lady of Fatima, Seattle	3	535	720	2,160	174,622	4.0	272	248	91%	87%	2%	19
10 Our Lady of the Lake, Seattle	3	652	800	2,400	130,050	3.0	305	288	94%	75%	6%	26
13 Sacred Heart, Seattle	4	472	400	1,600	92,160	2.1			None			
14 St. Alphonsus, Seattle	3	470	634	1,902	180,000	4.1	379	230	61%	70%	6%	25
15 St. Anne, Seattle	3	471	456	1,368	121,600	2.8	262	263	100%	92%	3%	25
16 St. Benedict, Seattle	3	463	467	1,401	90,000	2.1	261	214	82%	56%	3%	29
18 St. Bridget, Seattle	3	392	660	1,980	131,153	3.0	See Assumption (Assumption/St. Bridget School)					
19 St. Catherine, Seattle	3.25	613	416	1,352	133,339	3.1	284	246	87%	71%	4%	25
22 St. John, Seattle	3	533	436	1,308	122,510	2.8	545	530	97%	84%	8%	35
24 St. Luke, Shoreline	3	1,093	570	1,710	481,476	11.1	398	342	86%	76%	5%	27
25 St. Margaret, Seattle	4	315	150	600	46,200	1.1			None			
26 St. Mark, Shoreline	4	1,125	657	2,628	275,722	6.3	282	153	54%	82%	1%	14
28 St. Matthew, Seattle	4	773	350	1,400	244,206	5.6	275	208	76%	83%	5%	26
185 North American Martyrs, Seattle	2	471	634	1,268					None			
200 St. Andrew Kim, Seattle	5	929	572	2,860	134,463	3.1			None			
Deanery totals	63.25	12,018	9,489	33,087	2,685,960	61.7	4,076	3,451	85%	80%	5%	304

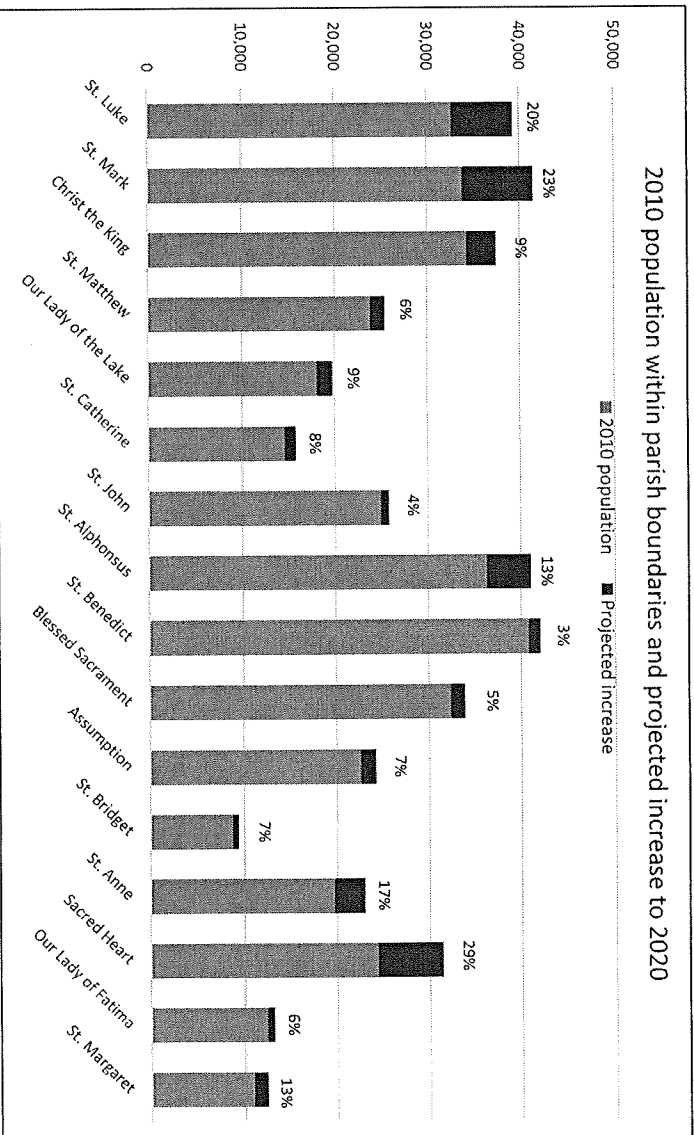
Parish staff included in Ultipro on 1/1/16

North Seattle Parishes organized geographically (N-S, W-E)	Total non-clerical staff	Pastoral leadership					Administration			Ministry			Liturgy/Music	Facilities		
		Pastor/Priest Administrator	Parochial vicar	Parish priest	Deacon	Pastoral Coordinator or Associate	PAA /Business Manager	Develop-ment	Accountant / Bookkeeper	Office support	Faith formation / sacramental prep	Youth	Outreach / Service	Liturgy / Music Director	Choir director	Supervisor / Custodian / Maintenance Director
24 St. Luke	3 FT, 4 PT	Diocesan					PT	FT	FT	FT	FT		PT		FT	2 PT
26 St. Mark	4 FT, 3 PT	Diocesan					FT		FT	2 PT		FT	PT		FT	FT
4 Christ the King	5 FT, 2 PT, V		2 RO		V	FT		PT	2 FT, PT		FT				FT	FT
28 St. Matthew	3 FT	Diocesan					FT		FT						FT	FT
10 Our Lady of the Lake	5 FT, 1 PT, ½ V	Extern			½ V		FT		FT	FT, PT			FT		FT	FT
19 St. Catherine	3 FT, 4 PT	Diocesan					FT	PT	2 PT	PT				FT	3 FT, PT	PT
22 St. John the Evangelist	6 FT, 2 PT	Extern					FT		2 FT						FT	PT
14 St. Alphonsus	3 FT, 1 PT	Religious order					FT		FT	PT					FT	PT
16 St. Benedict	5 FT, 1 PT		Dio		FT (Deacon/Pc)		FT		FT	PT			FT		FT	FT
3 Blessed Sacrament	8 FT, 1 PT	Religious order	3 RO				FT		2 FT	2 FT		PT	FT		FT	FT
2 Assumption	2 FT, 2 PT	Diocesan					FT		PT					PT	FT	FT
18 St. Bridget	4 FT, 2 PT, ½ V	Extern			½ V		FT	FT	PT	FT, PT		FT	FT		FT	PT
15 St. Anne	6 FT, 3 PT		Dio				FT		FT	2 PT		FT	FT		FT	FT
13 Sacred Heart	4 FT	Religious order	RO				FT		FT			FT			FT	FT
8 Our Lady of Fatima	4 FT, 1 PT	Diocesan			V		FT		FT	FT					FT, PT	FT
25 St. Margaret	2 FT	Religious order					FT		2 FT							FT, PT
200 St. Andrew Kim	3 FT	Extern					FT			2 FT						
185 North American Martyrs	1 PT	Religious order							PT							

Fulltime = 30+ hours/week (bold); Part-time < 30 hours/week (italics); V=Volunteer deacon

Population and Growth within Parish Boundaries (as projected by the Puget Sound Regional Council)

Parishes (ordered geographically)	Population		Increase 2010-20 Percent Number
	2010	2020	
24 St. Luke, Shoreline	32,687	39,292	20.2%
26 St. Mark, Shoreline	33,831	41,484	22.6%
4 Christ the King, Seattle	34,248	37,450	9.3%
28 St. Matthew, Seattle	23,857	25,404	6.5%
10 Our Lady of the Lake, Seattle	18,116	19,773	9.1%
19 St. Catherine, Seattle	14,621	15,804	8.1%
22 St. John, Seattle	24,855	25,793	3.8%
14 St. Alphonsus, Seattle	36,286	41,074	13.2%
16 St. Benedict, Seattle	40,770	42,070	3.2%
3 Blessed Sacrament, Seattle	32,384	33,885	4.6%
2 Assumption, Seattle	22,511	24,182	7.4%
18 St. Bridget, Seattle	8,743	9,369	7.2%
15 St. Anne, Seattle	19,668	22,939	16.6%
13 Sacred Heart, Seattle	24,373	31,414	28.9%
8 Our Lady of Fatima, Seattle	12,383	13,153	6.2%
25 St. Margaret, Seattle	10,963	12,416	13.2%
200 St. Andrew Kim, Seattle	Non-territorial		
185 North American Martyrs, Seattle	Non-territorial		



Financial status of parishes at the end of 2014-15 fiscal year with updated PRF data

North Seattle Parishes	Parish Revolving Fund on July 1, 2016			Parish income 2014-15				Total expenses	Bottom line	
	Loan balance	Savings	Notes	Ordinary income	Income from building	Annual Appeal rebate	All other income			Total revenue
2 Assumption	\$0	\$105,969		\$669,386		\$27,897	\$78,912	\$776,196	\$695,236	\$80,960
3 Blessed Sacrament	\$0			\$910,498			\$1,011,259	\$1,921,757	\$1,559,922	\$361,835
4 Christ the King	\$0	\$1,054,540	1/4 is school savings	\$566,595	\$380,883	\$8,269	\$232,015	\$1,187,762	\$1,103,648	\$84,114
8 Our Lady of Fatima	\$0	\$795,761		\$835,235		\$7,178	\$310,181	\$1,152,593	\$984,011	\$168,583
10 Our Lady of the Lake	\$192,365	\$302,211		\$765,637		\$31,265	\$81,801	\$878,703	\$915,396	(\$36,693)
13 Sacred Heart	\$0	\$524,168		\$237,553		\$2,985	\$332,533	\$573,070	\$693,926	(\$120,856)
14 St. Alphonsus	\$0	\$884,943		\$432,794	\$246,207	\$17,427	\$124,108	\$820,536	\$653,910	\$166,626
15 St. Anne	\$0	\$1,827,766	Almost 1/2 is school saving	\$712,521			\$124,693	\$837,214	\$743,095	\$94,119
16 St. Benedict	\$0	\$745,000		\$398,090		\$4,229	\$137,444	\$539,763	\$543,994	(\$4,231)
18 St. Bridget	\$12,583	\$361,476		\$812,221		\$16,592	\$34,686	\$863,499	\$1,053,134	(\$189,635)
19 St. Catherine	\$0	\$1,121,849		\$509,666	\$57,153	\$8,893	\$116,494	\$692,206	\$669,003	\$23,203
22 St. John the Evangelist	\$861,517	\$1,172,500	Over half savings is restrict	\$722,610		\$2,293	\$57,579	\$782,481	\$782,481	\$0
24 St. Luke	\$0	\$724,000		\$1,049,441	\$315,257	\$453	\$206,502	\$1,571,654	\$1,516,636	\$55,018
25 St. Margaret	\$0	\$110,000		\$132,487		\$5,774	\$26,705	\$164,967	\$146,335	\$18,632
26 St. Mark	\$0	\$298,000		\$808,508		\$21,557	\$88,235	\$918,300	\$923,871	(\$5,571)
28 St. Matthew	\$696,000	\$211,000		\$575,469	\$10,190	\$36,440	\$179,205	\$801,303	\$793,668	\$7,635
185 North American Martyrs	\$0			\$340,621			\$147,836	\$488,457	\$234,233	\$254,223
200 St. Andrew Kim	\$0			\$538,686			\$136,376	\$675,062	\$694,607	(\$19,545)